

HySpeed HT2000LHF[®]

Plasma Arc Cutting System

***Product Configuration Manual
803050 – Revision 3***

Hypertherm[®]
*The world leader in
plasma cutting technology*

HySpeed HT2000LHF

Product Configuration Manual

(P/N 803050)

Revision 3 – March, 2003

**Hypertherm, Inc.
Hanover, NH USA**

www.hypertherm.com

© Copyright 2003 Hypertherm, Inc.
All Rights Reserved

Hypertherm, HT, LongLife, and HySpeed are trademarks of Hypertherm, Inc.
and may be registered in the United States and/or other countries

Hypertherm, Inc.

Etna Road, P.O. Box 5010
Hanover, NH 03755 USA
603-643-3441 Tel (Main Office)
603-643-5352 Fax (All Departments)
800-643-9878 Tel (Technical Service)
800-737-2978 Tel (Customer Service)

Hypertherm Automation, LLC

5 Technology Drive
West Lebanon, NH 03755 USA
603-298-7970 Tel
603-298-7977 Fax

Hypertherm Plasmatechnik, GmbH

Technologiepark Hanau
Rodenbacher Chaussee 6
63457 Hanau-Wolfgang, Deutschland
49 6181 58 2100 Tel
49 6181 58 2134 Fax
49 6181 58 2123 (Technical Service)

Hypertherm (S) Pte Ltd

No. 19 Kaki Bukit Road 2
K.B. Warehouse Complex
Singapore 417847, Republic of Singapore
65 6 841 2489 Tel
65 6 841 2490 Fax
65 6 841 2489 (Technical Service)

Japan

1952-14 Yata-Natsumegi
Mishima City, Shizuoka Pref.
411-0801 Japan
81 0 559 75 7387 Tel
81 0 559 75 7376 Fax

Hypertherm UK, Ltd

9 Berkeley Court, Manor Park
Runcorn, Cheshire, England WA7 1TQ
44 1928 579 074 Tel
44 1928 579 604 Fax

France

15 Impasse des Rosiers
95610 Eragny, France
00 800 3324 9737 Tel
00 800 4973 7329 Fax

Hypertherm S.r.l.

Via Torino 2
20123 Milano, Italia
39 02 725 46 312 Tel
39 02 725 46 400 Fax
39 02 725 46 314 (Technical Service)

Hypertherm Europe B.V.

Vaartveld 9
4704 SE Roosendaal, Nederland
31 165 596908 Tel
31 165 596901 Fax

Technical Service:

00 800 49 73 7843 – toll-free in Europe
31 165 596900 Tel

Hypertherm Brasil Ltda.

Rua Visconde de Santa Isabel, 20 – Sala 611
Vila Isabel, RJ
Brasil CEP 20560-120
55 21 2278 6162 Tel
55 21 2578 0947 Fax

Section 1 SPECIFICATIONS	1-1
System Components	1-1
LHF Power Supply	1-1
LHF Machine Torch.....	1-1
LHF Gas Console.....	1-1
Argon-Hydrogen Manifold – Optional.....	1-1
Digital Remote Voltage & Current Control Console	1-1
Programmable Remote Voltage & Current Control Console.....	1-1
Remote Current Control Console.....	1-1
Initial Height Sensing – Optional	1-2
Timer/Counter – Optional	1-2
Water Muffler – Optional	1-2
CommandTHC – Optional.....	1-2
Specifications.....	1-2
System Requirements.....	1-2
LHF Power Supply	1-3
LHF Machine Torch.....	1-3
LHF Gas Console.....	1-4
Argon-Hydrogen Manifold – Optional.....	1-4
Digital Remote Voltage & Current Control Console	1-5
Programmable Remote Voltage & Current Control Console.....	1-5
Remote Current Control Console.....	1-5
Initial Height Sensing – Optional	1-6
Timer/Counter – Optional	1-6
Water Muffler – Optional	1-6
CommandTHC – Optional.....	1-6
Section 2 ORDERING PROCEDURE	2-1

System Components

LHF Power Supply

The LHF power supply houses two 100-amp, 15 kHz choppers, the torch's high-frequency starting circuit and an optional internal Torch Height Control (THC).

LHF Machine Torch

The LHF machine torch is liquid-cooled and capable of cutting most metals from gauge to 2-inch (50 mm) thickness and from gauge to 1-inch (25 mm) thickness for production cutting. **To achieve consumable long life, all cuts must begin and end on the plate surface.**

LHF Gas Console

This unit houses metering and solenoid valves for shield and plasma gases, flow meters, pressure gauges for plasma gases, and a pressure gauge for the shield gas supply.

Argon-Hydrogen Manifold – Optional

This unit houses a flowmeter for argon-hydrogen, a metering valve, a plasma gas outlet switch and a plasma-off valve.

Digital Remote Voltage & Current Control Console

This unit includes LED displays that indicate the setpoints for volts and amperes prior to starting the arc. The displays then automatically display the actual values of the voltage and current while cutting. The digital remote has potentiometers to set and adjust the voltage and current.

Programmable Remote Voltage & Current Control Console

This unit includes LED displays that indicate the setpoints for volts and amperes prior to starting the arc. The displays then automatically display the actual values of the voltage and current while cutting. The programmable remote functions are controlled by the CNC.

Remote Current Control Console

This unit contains a manually adjustable thumbwheel to set arc current only.

SPECIFICATIONS

Initial Height Sensing – Optional

This unit, used with 2 inductive probes, is designed to automatically detect the workpiece surface and move the torch to the pierce position. This system can be used for underwater cutting, cutting at the water line, or cutting above water.

Timer/Counter – Optional

The timer/counter allows the operator to monitor the number of arc starts and the cumulative time that the arc is on in hours. The arc starts can be reset.

Water Muffler – Optional

The water muffler for the LHF system is an option which greatly improves cutting safety and pollution control capabilities. The water muffler can be used to cut above, below and at the water line. Refer to the Water Muffler instruction manual 802050 for more detailed information. The water muffler cannot be used with the stainless steel torch.

CommandTHC – Optional

The CommandTHC is an external torch height control and initial height sensing system designed for plasma cutting applications on an x-y cutting table. Refer to the CommandTHC instruction manual 802780 for more detailed information. Refer to the CommandTHC Product Configuration Manual 802600 to order a CommandTHC system.

Specifications

System Requirements

Power Requirements:

Refer to power supply specifications below:

Gas Requirements:

Plasma Gas Types.....Oxygen, Nitrogen, Air,
Argon-Hydrogen (H35 = 35% Hydrogen/ 65% Argon)
Shield Gas Types.....Air, Nitrogen, Carbon Dioxide

Gas Quality:

Oxygen.....99.5% pure (liquid gas recommended)
Nitrogen.....99.995% pure (liquid gas recommended)
Air.....Clean, dry, oil-free (compressed or liquid gas
recommended)
Carbon Dioxide99.5% pure (compressed or liquid gas recommended)

Plasma Gas Inlet Pressures and Flow Rates:

Air.....90 psi +/- 10 psi (6.2 bar +/- 0.7 bar) at 82 scfh (2322 l/h)
Oxygen.....120 psi +/- 10 psi (8.3 bar +/- 0.7 bar) at 90 scfh (2549 l/h)
Nitrogen.....120 psi +/- 10 psi (8.3 bar +/- 0.7 bar) at 80 scfh (2265 l/h)
Argon-Hydrogen.....120 psi +/- 10 psi (8.3 bar +/- 0.7 bar) at 105 scfh (2973 l/h)

Shield Gas Inlet Pressures and Flow Rates:

Air.....90 psi +/- 10 psi (6.2 bar +/- 0.7 bar) at 280 scfh (7929 l/h)
Carbon Dioxide90 psi +/- 10 psi (6.2 bar +/- 0.7 bar) at 220 scfh (6230 l/h)
Nitrogen.....90 psi +/- 10 psi (6.2 bar +/- 0.7 bar) at 275 scfh (7787 l/h)

LHF Power Supply

Maximum OCV (U ₀)	280 VDC
Output Current (I ₂).....	40 – 200 amps
Output Voltage (U ₂)	150 VDC
Duty Cycle Rating (X)	100% up to 30 kW. Beyond 30 kW, Duty Cycle (X) = (30 kW/Actual Power) ² Eg: If Actual Power = 32 kW, then Duty Cycle (X)= (30 kW/32 kW) ² = 88%
Ambient Temperatures/Duty Cycle	Power supplies will operate between +14° and 104° F (-10° and +40° C). Power supplies operated in an ambient temperature above 86° F (30° C) may show some decrease in duty cycle.
Power Factor (cosφ).....	0.86

Input Power (Input Voltage (U₁) x Input Current (I₁)):

073227 with THC; 073228 without THC.....	200 VAC, 3PH, 50 Hz, 108 amps
073229 with THC; 073230 without THC.....	208 VAC, 3PH, 60 Hz, 104 amps
073231 with THC; 073232 without THC.....	240 VAC, 3PH, 60 Hz, 90 amps
073235 with THC; 073236 without THC.....	400 VAC, CE, 3PH, 50 Hz, 56 amps
073262 with THC; 073263 without THC.....	440 VAC, 3PH, 50-60 Hz, 49 amps
073233 with THC; 073234 without THC.....	480 VAC, 3PH, 60 Hz, 45 amps
073237 with THC; 073238 without THC.....	600 VAC, 3PH, 60 Hz, 36 amps

Dimensions and Weight:

Width	28-1/4" (710 mm)
Height.....	35-1/2" (900 mm); 40-3/4" (1035 mm) on CE units
Depth.....	41-1/4" (1045 mm)
Weight	780 lbs (351 kg); 800 lbs (363 kg) on CE units
Cooling	Forced Air (Class F)
Coolant Tank Capacity.....	2.9 gallons (11 liters)

LHF Machine Torch

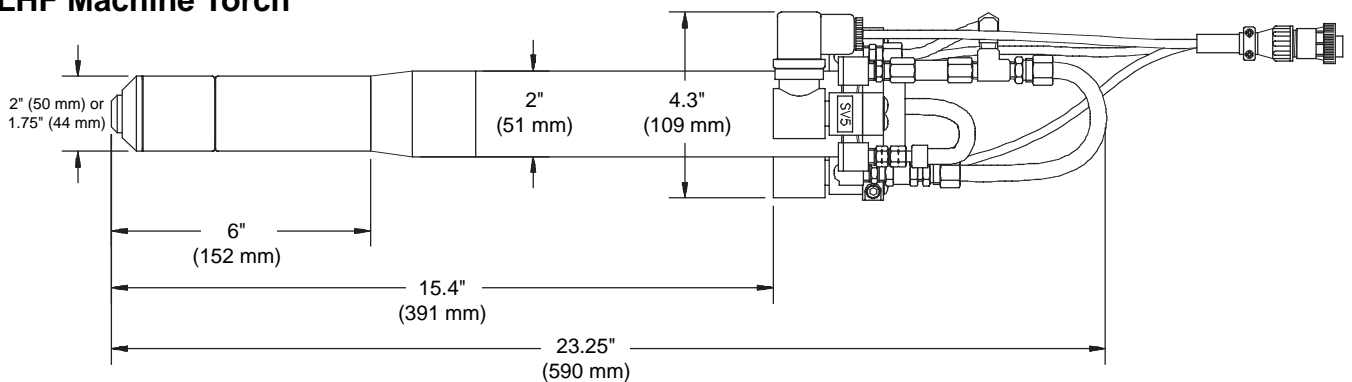


Figure 1-1 LHF Machine Torch (standard torch shown.)

Maximum cutting thickness	2" (50 mm)
Maximum current at 100% duty cycle	200 amps
Plasma and Shield Gas Flow	Refer to the <i>Cut Charts</i> in the Operation section of instruction manual 803020 for specific gas requirements.
Water coolant flow rate	0.8 gpm (3.0 l/min)
Weight	3 lbs (1.36 kg)

SPECIFICATIONS

LHF Gas Console

Dimensions and Weight:

Width	11.5" (290 mm)
Height	14.5" (370 mm)
Depth	4" (100 mm)
Weight	23 lbs (10.4 kg)

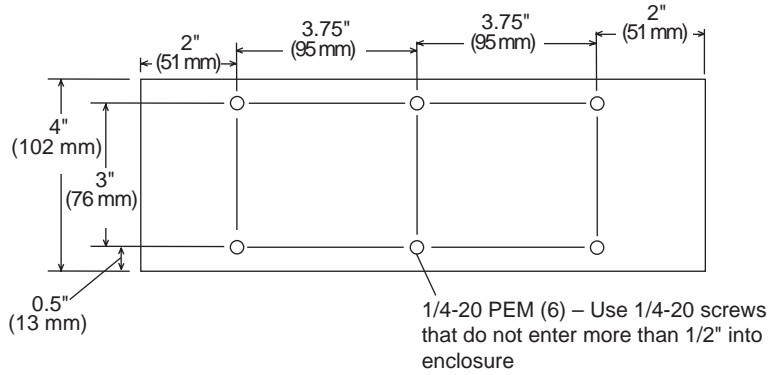


Figure 1-2 Mounting Dimensions – Gas Console

Argon-Hydrogen Manifold - Optional

Dimensions and Weight:

Width	5" (127 mm)
Height	10" (254 mm)
Depth	5" (127 mm)
Weight	5.75 lbs (2.6 kg)

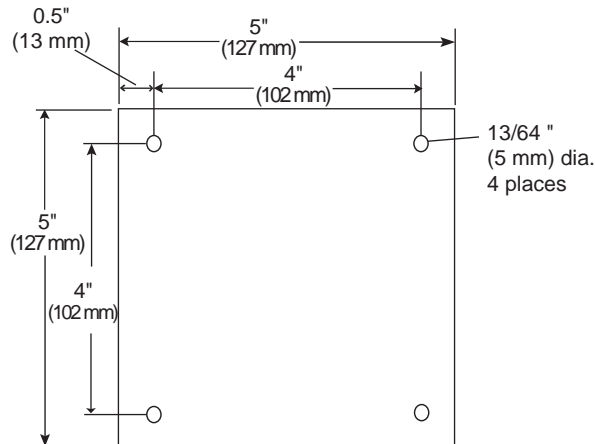


Figure 1-3 Mounting Dimensions – Argon-Hydrogen Manifold

Digital Remote Voltage & Current Control Console

Controls.....Voltage adjust potentiometer: Adjusts arc cutting voltage and displays value on LEDs.
 Current adjust potentiometer: Adjusts arc current and displays value on LEDs.
 Control rangeCurrent: 40-200 amps/Voltage: 100-200 volts
 Control resolution.....Current: 10 amps/ Voltage: 5 volts

Dimensions and Weight:

Width.....11.5" (292 mm)
 Height.....3" (76 mm)
 Depth13.4" (340 mm)
 Weight.....5.3 lbs (2.4 kg)

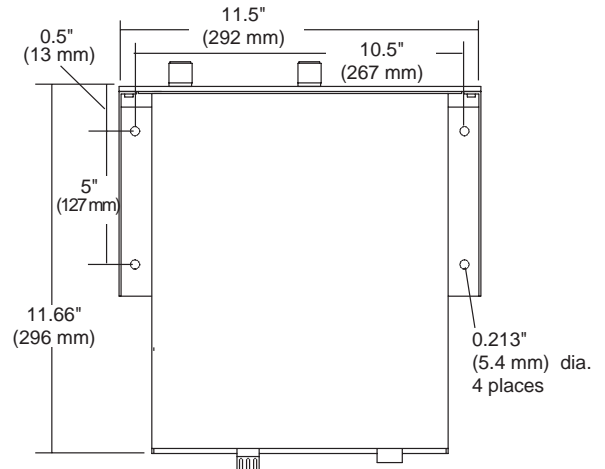


Figure 1-4 Mounting Dimensions – Digital Remote Voltage and Current Control Console

Programmable Remote Voltage and Current Control Console

Controls.....None. Controlled through guidance CNC.
 Control rangeCurrent: 40-200 amps/Voltage: 100-200 volts
 Control resolution.....Current: 10 amps/ Voltage: 5 volts

Dimensions and Weight:

Width.....11.5" (292 mm)
 Height.....3" (76 mm)
 Depth12.5" (318 mm)
 Weight.....5.3 lbs (2.4 kg)

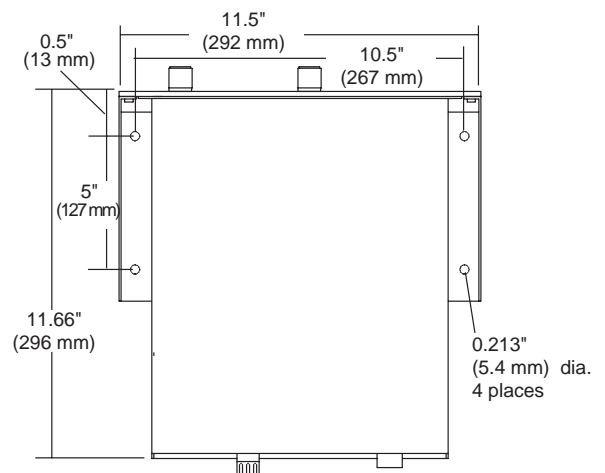


Figure 1-5 Mounting Dimensions – Programmable Remote Voltage and Current Control Console

Remote Current Control Console

Dimensions and Weight:

Width.....6-1/2" (165 mm)
 Height.....2-1/2" (64 mm)
 Depth8-1/2" (216 mm)
 Weight.....3 lbs (1 kg)

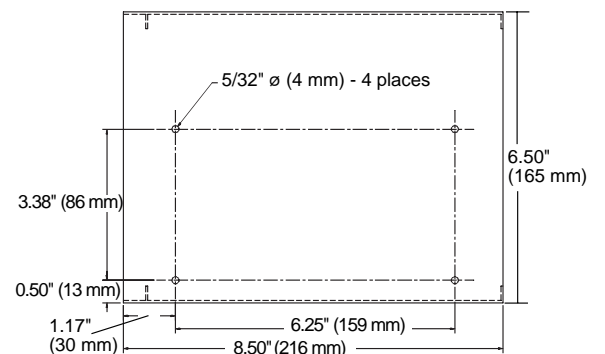


Figure 1-6 Mounting Dimensions – Remote Current Control Console

SPECIFICATIONS

Initial Height Sensing (IHS) – Optional

Input power120VAC from power supply
Air pressure.....20 psi (1.4 bar) regulated shop air
input to solenoid

Dimensions and Weight:

Width9" (229 mm)
Height.....4.5" (114 mm)
Depth11.5" (292 mm)
Weight.....13 lbs (6 kg)

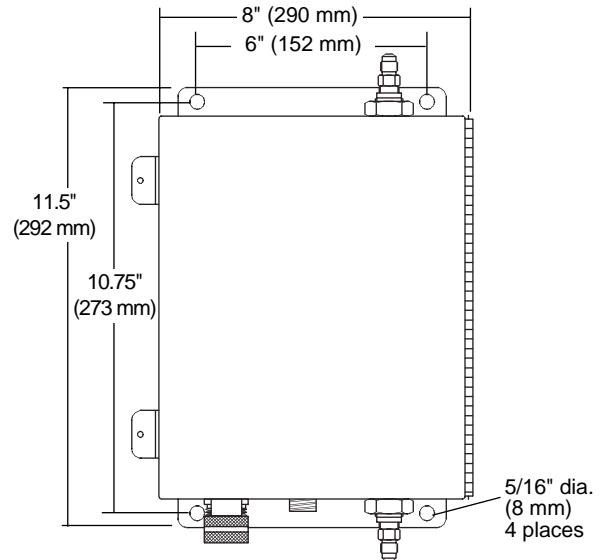


Figure 1-7 Mounting Dimensions – IHS

Timer/Counter – Optional

Dimensions and Weight:

Width6-1/2" (165 mm)
Height.....2-1/2" (64 mm)
Depth8-1/2" (216 mm)
Weight.....3 lbs (1 kg)

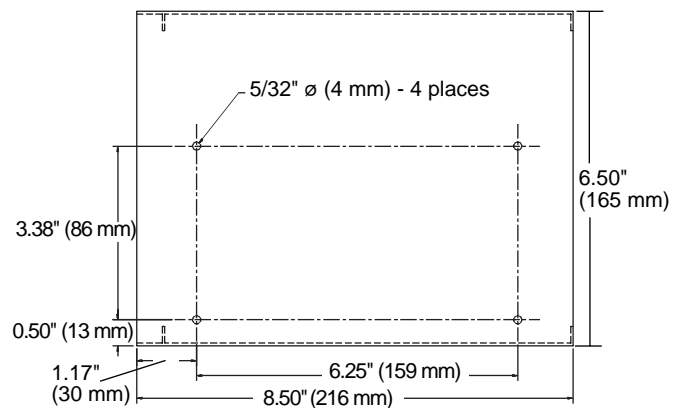


Figure 1-8 Mounting Dimensions – Timer/Counter

Water Muffler – Optional

Refer to the Water Muffler Instruction Manual 802050. The water muffler cannot be used with the stainless steel torch.

CommandTHC – Optional

Refer to the CommandTHC Product Configuration Manual 802600 to order a CommandTHC system. CommandTHC Instruction Manual is 802780.

Section 2

ORDERING PROCEDURE

When configuring the LHF system, keep these points in mind:

- The diagram on the following page represents all components and options offered by Hypertherm for the LHF system.
- Ordering a system can be a complex procedure. Some external modules work only with power supplies with THC, and others work only with power supplies without THC – see table below.

	Options				
	IHS System (20)	Digital Remote V/C (10)	Programmable Remote V/C (9) with Machine V/C Cable (15)	Remote Current Control (11)	Command THC*
Power Supply with THC	Yes	Yes	Yes	No	No
Power Supply without THC	No	No	No	Yes	Yes

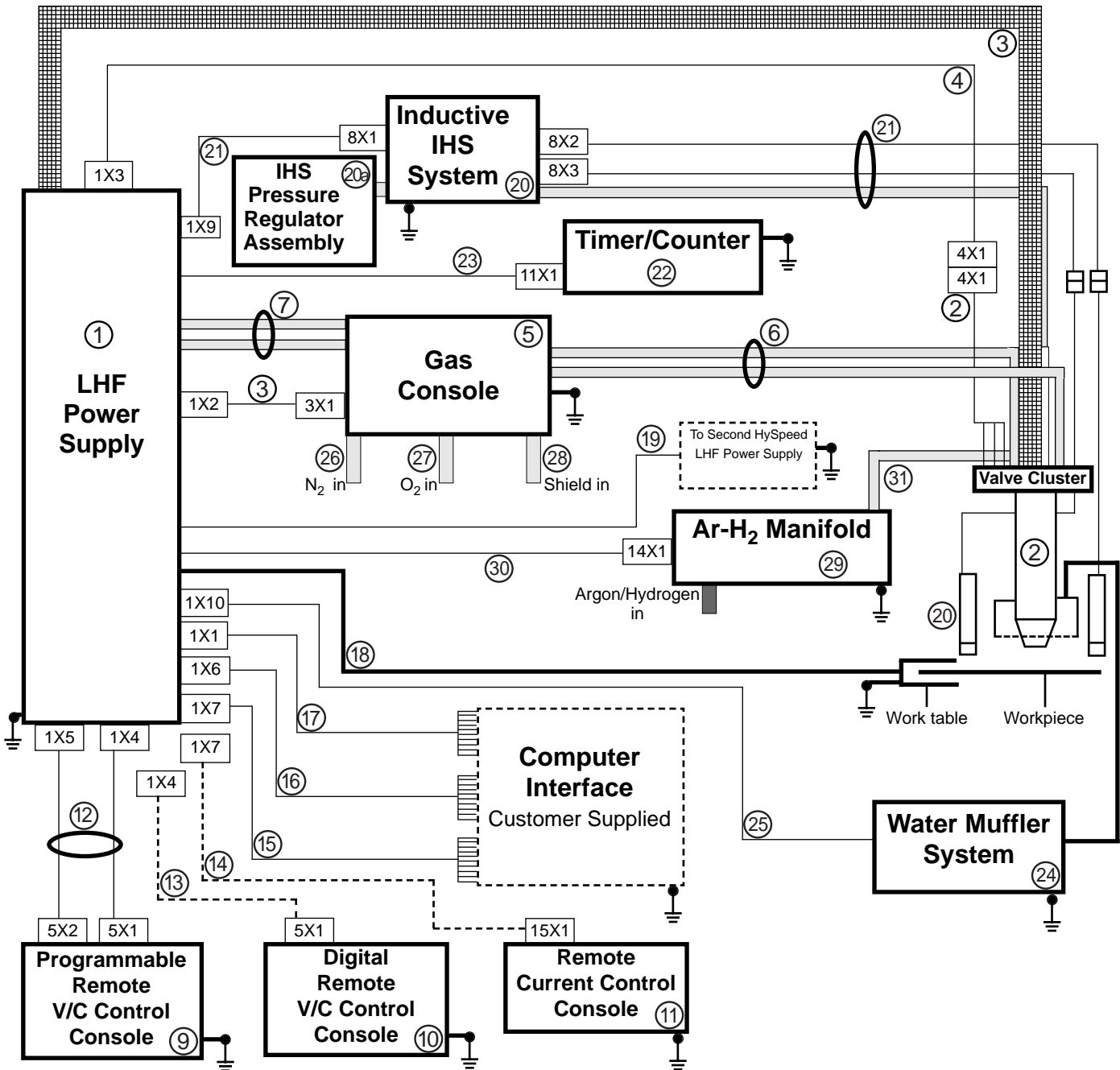
- In addition, there are a variety of options for current control (essential) and voltage control for systems with a torch-height control.

	Current Control and Voltage Control Options			
	Digital Remote V/C (10) and cable (13)	Programmable Remote V/C (9) and cables (12) with Machine V/C Cable (15)	Remote Current Control (11) and cable (14)	Command THC*
Current control	Yes	Yes	Yes	No
Voltage control	Yes	Yes	No	Yes
Displays	Voltage and Current	Voltage and Current	Current Only (Thumbwheel)	Voltage Only

- Use these tables as a guide when configuring a system.

* Refer to the CommandTHC Product Configuration Manual 802600 to order a CommandTHC system.

ORDERING PROCEDURE



- | | |
|--|---|
| 1 LHF Power Supply (PS) | 17 Cable Between PS and Remote Control Panel Interface |
| 2 Torch Assembly with Valve Cluster | 18 Cable Between PS and Work Table |
| 3 Shielded Leads Between Power Supply and Torch | 19 Hold Cable Between Power Supplies in Multi-Torch Systems |
| 4 Cable Between Power Supply and Torch Valve Cluster | 20 Inductive IHS System |
| 5 Gas Console | 20a IHS Pressure Regulator Assembly |
| 6 Leads Between Gas Console and Torch | 21 Inductive IHS Lead Set |
| 7 Shield Gas Hose Set Between Gas Console and Power Supply | 22 Timer/Counter |
| 8 Cable Between Gas Console and Power Supply | 23 Cable Between Timer/Counter and Power Supply |
| 9 Programmable Remote Voltage & Current Control Console | 24 Water Muffler System |
| 10 Digital Remote Voltage & Current Control Console | 25 Cable Between Water Muffler Pump and Power Supply |
| 11 Remote Current Control Console | 26 Hose Between Nitrogen Supply and Gas Console |
| 12 Cables Between PS and Programmable Remote | 27 Hose Between Oxygen Supply and Gas Console |
| 13 Cable Between PS and Digital Remote | 28 Hose Between Shield Gas Supply and Gas Console |
| 14 Cable Between PS and Remote Current | 29 Argon-Hydrogen Manifold |
| 15 Cable Between PS and Machine Computer V/C Interface | 30 Cable Between Argon-Hydrogen Manifold and Power Supply |
| 16 Cable Between PS and Machine Computer I/O Interface | 31 Hose Between Argon-Hydrogen Manifold and Torch |

HT2000 LHF Block Diagram

Distributor Information:

HYPERTHERM
HySpeed HT2000LHF Order Form

Customer Information:

① HySpeed HT2000LHF Power Supply

- 073227 HySpeed HT2000LHF PS,200V,50-60 Hz,w/THC
- 073229 HySpeed HT2000LHF PS,208V,60 Hz,w/THC
- 073231 HySpeed HT2000LHF PS,240V,60 Hz,w/THC
- 073235 HySpeed HT2000LHF PS,400V,CE,50 Hz,w/THC
- 073262 HySpeed HT2000LHF PS,440V,CE,50-60 Hz,w/THC
- 073233 HySpeed HT2000LHF PS,480V,60 Hz,w/THC
- 073237 HySpeed HT2000LHF PS,600V,60 Hz,w/THC

- 073228 HySpeed HT2000LHF PS,200V,50-60 Hz,wo/THC
- 073230 HySpeed HT2000LHF PS,208V,60 Hz,wo/THC
- 073232 HySpeed HT2000LHF PS,240V,60 Hz,wo/THC
- 073236 HySpeed HT2000LHF PS,400V,CE,50 Hz,wo/THC
- 073263 HySpeed HT2000LHF PS,440V,CE,50-60 Hz,wo/THC
- 073234 HySpeed HT2000LHF PS,480V,60 Hz,wo/THC
- 073238 HySpeed HT2000LHF PS,600V,60 Hz,wo/THC

② Machine Torch Assembly with Valve Cluster

- 128255 With HySpeed consumables

② Stainless Steel Machine Torch Assembly with Valve Cluster

- 128369 With Standard consumables

②a Torch Mounting Bracket

- 020046

③ Shielded Leads Between Power Supply and Torch

- 028657 10 Ft 028662 40 Ft
- 028658 15 F 028663 45 Ft
- 028659 20 Ft 028547 50 Ft
- 028546 25 Ft
- 028660 30 Ft
- 028661 35 Ft

④ Cable Between Power Supply and Torch Valve Cluster

- 123283 15 Ft 123287 35 Ft
- 123284 20 Ft 123288 40 Ft
- 123285 25 Ft 123289 50 Ft
- 123286 30 Ft

⑤ Gas Console

- 073239

⑥ Leads Between Gas Console and Torch

- 028622 10 Ft 028774 45 Ft
- 028623 15 Ft 028654 50 Ft
- 028624 20 Ft 028852 61 Ft
- 028625 25 Ft 028655 75 Ft
- 028626 30 Ft 028656 100 Ft
- 028627 35 Ft

⑦ Shield Gas Hose Set Between Gas Console and PS

- 028683 10 Ft 028687 30 Ft
- 028684 15 Ft 028688 35 Ft
- 028685 20 Ft 028689 50 Ft
- 028686 25 Ft 128040 75 Ft

⑧ Cable Between Gas Console and Power Supply

- 023989 10 Ft 123077 85 Ft
- 023549 15 Ft 023608 100 Ft
- 023605 25 Ft 023963 115 Ft
- 023757 38 Ft 123147 120 Ft
- 023606 50 Ft 023743 125 Ft
- 123044 60 Ft 023609 150 Ft
- 023607 75 Ft 023953 200 Ft

⑨ Programmable Remote Voltage & Current Control Console

- 055004

⑩ Digital Remote Voltage & Current Control Console

- 073007

⑪ Remote Current Control Console

- 073045

⑫ Cables Between PS and Programmable Remote

- 028831 15 Ft 028613 150 Ft
- 028609 25 Ft 028614 200 Ft
- 028610 50 Ft 028833 250 Ft
- 028611 75 Ft 028834 275 Ft
- 028612 100 Ft 028835 300 Ft
- 028832 125 Ft

⑬ Cable Between PS and Digital Remote

- 023990 7 Ft 123188 120 Ft
- 023911 15 Ft 023882 125 Ft
- 023878 25 Ft 023883 150 Ft
- 023879 50 Ft 023884 200 Ft
- 123040 60 Ft 023885 250 Ft
- 023880 75 Ft 023886 275 Ft
- 123073 85 Ft 023887 300 Ft
- 023881 100 Ft

⑭ Cables Between PS and Remote Current

- 123150 10 Ft 123068 110 Ft
- 023871 25 Ft 123277 120 Ft
- 023872 38 Ft 23088 125 Ft
- 023873 50 Ft 023876 150 Ft
- 023874 75 Ft 123032 170 Ft
- 023875 100 Ft 023877 200 Ft

⑮ Cable Between PS and Machine Computer V/C Interface

- 023902 6 Ft 023855 75 Ft
- 023851 15 Ft 023856 100 Ft
- 023852 25 Ft 023903 125 Ft
- 023853 35 Ft 023857 150 Ft
- 023854 50 Ft 023858 200 Ft

⑩ Cable Between Power Supply and Machine Computer I/O Interface

- | | |
|---------------------------------------|--|
| <input type="checkbox"/> 023841 6 Ft | <input type="checkbox"/> 123080 85 Ft |
| <input type="checkbox"/> 023842 15 Ft | <input type="checkbox"/> 023847 100 Ft |
| <input type="checkbox"/> 023843 25 Ft | <input type="checkbox"/> 023962 115 Ft |
| <input type="checkbox"/> 023844 35 Ft | <input type="checkbox"/> 123148 120 Ft |
| <input type="checkbox"/> 023845 50 Ft | <input type="checkbox"/> 023848 125 Ft |
| <input type="checkbox"/> 123047 60 Ft | <input type="checkbox"/> 023849 150 Ft |
| <input type="checkbox"/> 023846 75 Ft | <input type="checkbox"/> 023850 200 Ft |

⑪ Cable Between Power Supply and Remote Control Panel Interface

- | | |
|---------------------------------------|--|
| <input type="checkbox"/> 123294 6 Ft | <input type="checkbox"/> 123301 85 Ft |
| <input type="checkbox"/> 123295 15 Ft | <input type="checkbox"/> 123302 100 Ft |
| <input type="checkbox"/> 123296 25 Ft | <input type="checkbox"/> 123303 115 Ft |
| <input type="checkbox"/> 123297 35 Ft | <input type="checkbox"/> 123304 120 Ft |
| <input type="checkbox"/> 123298 50 Ft | <input type="checkbox"/> 123305 125 Ft |
| <input type="checkbox"/> 123299 60 Ft | <input type="checkbox"/> 123306 150 Ft |
| <input type="checkbox"/> 123300 75 Ft | <input type="checkbox"/> 123307 200 Ft |

⑫ Cable Between Power Supply and Work Table

- | | |
|---------------------------------------|---------------------------------------|
| <input type="checkbox"/> 023755 4 Ft | <input type="checkbox"/> 023404 25 Ft |
| <input type="checkbox"/> 023920 8 Ft | <input type="checkbox"/> 023968 30 Ft |
| <input type="checkbox"/> 023508 10 Ft | <input type="checkbox"/> 023986 35 Ft |
| <input type="checkbox"/> 023403 15 Ft | <input type="checkbox"/> 023405 50 Ft |

⑬ Hold Cable Between Power Supplies in Multi-Torch Systems

- | | |
|---------------------------------------|--|
| <input type="checkbox"/> 023340 15 Ft | <input type="checkbox"/> 023343 100 Ft |
| <input type="checkbox"/> 023341 25 Ft | <input type="checkbox"/> 023344 150 Ft |
| <input type="checkbox"/> 023342 50 Ft | |

⑭ Inductive IHS System

- 028720

⑮ IHS Pressure Regulator Assembly

- 029758

⑯ Inductive IHS Lead Set

- | | |
|---------------------------------------|--|
| <input type="checkbox"/> 028811 25 Ft | <input type="checkbox"/> 028814 100 Ft |
| <input type="checkbox"/> 028812 50 Ft | <input type="checkbox"/> 028815 150 Ft |
| <input type="checkbox"/> 028813 75 Ft | <input type="checkbox"/> 028816 200 Ft |

⑰ Timer/Counter

- 073194

⑱ Cable Between Timer/Counter and Power Supply

- | | |
|---------------------------------------|--|
| <input type="checkbox"/> 023687 10 Ft | <input type="checkbox"/> 123079 85 Ft |
| <input type="checkbox"/> 023692 25 Ft | <input type="checkbox"/> 023695 100 Ft |
| <input type="checkbox"/> 023758 38 Ft | <input type="checkbox"/> 023993 115 Ft |
| <input type="checkbox"/> 023693 50 Ft | <input type="checkbox"/> 123189 120 Ft |
| <input type="checkbox"/> 123046 60 Ft | <input type="checkbox"/> 023696 150 Ft |
| <input type="checkbox"/> 023694 75 Ft | <input type="checkbox"/> 023954 200 Ft |

⑲ Water Muffler System – with Hoses (not used with the stnls. steel torch)

- | |
|---|
| <input type="checkbox"/> 034096 240/480V, 3Ø, 60 Hz |
| <input type="checkbox"/> 034100 380/415V, 3Ø, 60 Hz |
| <input type="checkbox"/> 034098 600V, 3Ø, 60 Hz |

⑳ Water Muffler System – without Hoses (not used with the stnls. steel torch)

- | |
|---|
| <input type="checkbox"/> 034097 240/480V, 3Ø, 60 Hz |
| <input type="checkbox"/> 034101 380/415V, 3Ø, 60 Hz |
| <input type="checkbox"/> 034099 600V, 3Ø, 60 Hz |

㉑ Additional Length WM Hose, Specify Length (Ft)

- 034051 Add'l Length W-M Hose (Qty in Ft.)

㉒ Cable Between WM Pump and Power Supply

- | |
|--|
| <input type="checkbox"/> 023866 50 Ft |
| <input type="checkbox"/> 023867 75 Ft |
| <input type="checkbox"/> 023868 100 Ft |

㉓ Hose Between Nitrogen Supply and Gas Console

- | | |
|---------------------------------------|--|
| <input type="checkbox"/> 024505 6 Ft | <input type="checkbox"/> 024116 100 Ft |
| <input type="checkbox"/> 024210 10 Ft | <input type="checkbox"/> 024482 110 Ft |
| <input type="checkbox"/> 024203 15 Ft | <input type="checkbox"/> 024451 115 Ft |
| <input type="checkbox"/> 024232 20 Ft | <input type="checkbox"/> 024517 120 Ft |
| <input type="checkbox"/> 024134 25 Ft | <input type="checkbox"/> 024491 125 Ft |
| <input type="checkbox"/> 024211 35 Ft | <input type="checkbox"/> 024120 150 Ft |
| <input type="checkbox"/> 024112 50 Ft | <input type="checkbox"/> 024185 180 Ft |
| <input type="checkbox"/> 024148 75 Ft | <input type="checkbox"/> 024124 200 Ft |
| <input type="checkbox"/> 024488 85 Ft | |

㉔ Hose Between Oxygen Supply and Gas Console

- | | |
|--|--|
| <input type="checkbox"/> 024204 15 Ft | <input type="checkbox"/> 024450 115 Ft |
| <input type="checkbox"/> 024205 25 Ft | <input type="checkbox"/> 024516 120 Ft |
| <input type="checkbox"/> 024155 50 Ft | <input type="checkbox"/> 024490 125 Ft |
| <input type="checkbox"/> 024398 75 Ft | <input type="checkbox"/> 024159 150 Ft |
| <input type="checkbox"/> 024487 85 Ft | <input type="checkbox"/> 024470 180 Ft |
| <input type="checkbox"/> 024206 100 Ft | <input type="checkbox"/> 024333 200 Ft |
| <input type="checkbox"/> 024481 110 Ft | |

㉕ Hose Between Shield Gas Supply and Gas Console

- | | |
|---------------------------------------|--|
| <input type="checkbox"/> 024043 4 Ft | <input type="checkbox"/> 024486 85 Ft |
| <input type="checkbox"/> 024341 10 Ft | <input type="checkbox"/> 024115 100 Ft |
| <input type="checkbox"/> 024200 15 Ft | <input type="checkbox"/> 024452 110 Ft |
| <input type="checkbox"/> 024342 20 Ft | <input type="checkbox"/> 024449 115 Ft |
| <input type="checkbox"/> 024133 25 Ft | <input type="checkbox"/> 024515 120 Ft |
| <input type="checkbox"/> 024448 35 Ft | <input type="checkbox"/> 024395 125 Ft |
| <input type="checkbox"/> 024407 45 Ft | <input type="checkbox"/> 024119 150 Ft |
| <input type="checkbox"/> 024012 50 Ft | <input type="checkbox"/> 024480 170 Ft |
| <input type="checkbox"/> 024472 60 Ft | <input type="checkbox"/> 024184 180 Ft |
| <input type="checkbox"/> 024147 75 Ft | <input type="checkbox"/> 024123 200 Ft |

㉖ Argon-Hydrogen Manifold

- 073109

㉗ Cable Between Argon-Hydrogen Manifold and Power Supply

- | | |
|---------------------------------------|--|
| <input type="checkbox"/> 023660 15 Ft | <input type="checkbox"/> 023663 75 Ft |
| <input type="checkbox"/> 023661 25 Ft | <input type="checkbox"/> 023664 100 Ft |
| <input type="checkbox"/> 023662 50 Ft | <input type="checkbox"/> 023665 150 Ft |

㉘ Hose Between Argon-Hydrogen Manifold and Torch

- | | |
|---------------------------------------|---------------------------------------|
| <input type="checkbox"/> 024354 10 Ft | <input type="checkbox"/> 024370 40 Ft |
| <input type="checkbox"/> 024355 12 Ft | <input type="checkbox"/> 024443 50 Ft |
| <input type="checkbox"/> 024368 20 Ft | <input type="checkbox"/> 024467 75 Ft |
| <input type="checkbox"/> 024369 30 Ft | |

Consumable Parts Kit

- | | |
|---------------------------------|---------------------------|
| <input type="checkbox"/> 128825 | Kit: HySpeed consumables |
| <input type="checkbox"/> 028602 | Kit: Standard consumables |

Distributor Information:

HYPERTHERM
HySpeed HT2000LHF Order Form

Customer Information:

① HySpeed HT2000LHF Power Supply

- 073227 HySpeed HT2000LHF PS,200V,50-60 Hz,w/THC
- 073229 HySpeed HT2000LHF PS,208V,60 Hz,w/THC
- 073231 HySpeed HT2000LHF PS,240V,60 Hz,w/THC
- 073235 HySpeed HT2000LHF PS,400V,CE,50 Hz,w/THC
- 073262 HySpeed HT2000LHF PS,440V,CE,50-60 Hz,w/THC
- 073233 HySpeed HT2000LHF PS,480V,60 Hz,w/THC
- 073237 HySpeed HT2000LHF PS,600V,60 Hz,w/THC

- 073228 HySpeed HT2000LHF PS,200V,50-60 Hz,wo/THC
- 073230 HySpeed HT2000LHF PS,208V,60 Hz,wo/THC
- 073232 HySpeed HT2000LHF PS,240V,60 Hz,wo/THC
- 073236 HySpeed HT2000LHF PS,400V,CE,50 Hz,wo/THC
- 073263 HySpeed HT2000LHF PS,440V,CE,50-60 Hz,wo/THC
- 073234 HySpeed HT2000LHF PS,480V,60 Hz,wo/THC
- 073238 HySpeed HT2000LHF PS,600V,60 Hz,wo/THC

② Machine Torch Assembly with Valve Cluster

- 128255 With HySpeed consumables

② Stainless Steel Machine Torch Assembly with Valve Cluster

- 128369 With Standard consumables

②a Torch Mounting Bracket

- 020046

③ Shielded Leads Between Power Supply and Torch

- 028657 10 Ft 028662 40 Ft
- 028658 15 F 028663 45 Ft
- 028659 20 Ft 028547 50 Ft
- 028546 25 Ft
- 028660 30 Ft
- 028661 35 Ft

④ Cable Between Power Supply and Torch Valve Cluster

- 123283 15 Ft 123287 35 Ft
- 123284 20 Ft 123288 40 Ft
- 123285 25 Ft 123289 50 Ft
- 123286 30 Ft

⑤ Gas Console

- 073239

⑥ Leads Between Gas Console and Torch

- 028622 10 Ft 028774 45 Ft
- 028623 15 Ft 028654 50 Ft
- 028624 20 Ft 028852 61 Ft
- 028625 25 Ft 028655 75 Ft
- 028626 30 Ft 028656 100 Ft
- 028627 35 Ft

⑦ Shield Gas Hose Set Between Gas Console and PS

- 028683 10 Ft 028687 30 Ft
- 028684 15 Ft 028688 35 Ft
- 028685 20 Ft 028689 50 Ft
- 028686 25 Ft 128040 75 Ft

⑧ Cable Between Gas Console and Power Supply

- 023989 10 Ft 123077 85 Ft
- 023549 15 Ft 023608 100 Ft
- 023605 25 Ft 023963 115 Ft
- 023757 38 Ft 123147 120 Ft
- 023606 50 Ft 023743 125 Ft
- 123044 60 Ft 023609 150 Ft
- 023607 75 Ft 023953 200 Ft

⑨ Programmable Remote Voltage & Current Control Console

- 055004

⑩ Digital Remote Voltage & Current Control Console

- 073007

⑪ Remote Current Control Console

- 073045

⑫ Cables Between PS and Programmable Remote

- 028831 15 Ft 028613 150 Ft
- 028609 25 Ft 028614 200 Ft
- 028610 50 Ft 028833 250 Ft
- 028611 75 Ft 028834 275 Ft
- 028612 100 Ft 028835 300 Ft
- 028832 125 Ft

⑬ Cable Between PS and Digital Remote

- 023990 7 Ft 123188 120 Ft
- 023911 15 Ft 023882 125 Ft
- 023878 25 Ft 023883 150 Ft
- 023879 50 Ft 023884 200 Ft
- 123040 60 Ft 023885 250 Ft
- 023880 75 Ft 023886 275 Ft
- 123073 85 Ft 023887 300 Ft
- 023881 100 Ft

⑭ Cables Between PS and Remote Current

- 123150 10 Ft 123068 110 Ft
- 023871 25 Ft 123277 120 Ft
- 023872 38 Ft 23088 125 Ft
- 023873 50 Ft 023876 150 Ft
- 023874 75 Ft 123032 170 Ft
- 023875 100 Ft 023877 200 Ft

⑮ Cable Between PS and Machine Computer V/C Interface

- 023902 6 Ft 023855 75 Ft
- 023851 15 Ft 023856 100 Ft
- 023852 25 Ft 023903 125 Ft
- 023853 35 Ft 023857 150 Ft
- 023854 50 Ft 023858 200 Ft

⑩ Cable Between Power Supply and Machine Computer I/O Interface

- | | |
|---------------------------------------|--|
| <input type="checkbox"/> 023841 6 Ft | <input type="checkbox"/> 123080 85 Ft |
| <input type="checkbox"/> 023842 15 Ft | <input type="checkbox"/> 023847 100 Ft |
| <input type="checkbox"/> 023843 25 Ft | <input type="checkbox"/> 023962 115 Ft |
| <input type="checkbox"/> 023844 35 Ft | <input type="checkbox"/> 123148 120 Ft |
| <input type="checkbox"/> 023845 50 Ft | <input type="checkbox"/> 023848 125 Ft |
| <input type="checkbox"/> 123047 60 Ft | <input type="checkbox"/> 023849 150 Ft |
| <input type="checkbox"/> 023846 75 Ft | <input type="checkbox"/> 023850 200 Ft |

⑪ Cable Between Power Supply and Remote Control Panel Interface

- | | |
|---------------------------------------|--|
| <input type="checkbox"/> 123294 6 Ft | <input type="checkbox"/> 123301 85 Ft |
| <input type="checkbox"/> 123295 15 Ft | <input type="checkbox"/> 123302 100 Ft |
| <input type="checkbox"/> 123296 25 Ft | <input type="checkbox"/> 123303 115 Ft |
| <input type="checkbox"/> 123297 35 Ft | <input type="checkbox"/> 123304 120 Ft |
| <input type="checkbox"/> 123298 50 Ft | <input type="checkbox"/> 123305 125 Ft |
| <input type="checkbox"/> 123299 60 Ft | <input type="checkbox"/> 123306 150 Ft |
| <input type="checkbox"/> 123300 75 Ft | <input type="checkbox"/> 123307 200 Ft |

⑫ Cable Between Power Supply and Work Table

- | | |
|---------------------------------------|---------------------------------------|
| <input type="checkbox"/> 023755 4 Ft | <input type="checkbox"/> 023404 25 Ft |
| <input type="checkbox"/> 023920 8 Ft | <input type="checkbox"/> 023968 30 Ft |
| <input type="checkbox"/> 023508 10 Ft | <input type="checkbox"/> 023986 35 Ft |
| <input type="checkbox"/> 023403 15 Ft | <input type="checkbox"/> 023405 50 Ft |

⑬ Hold Cable Between Power Supplies in Multi-Torch Systems

- | | |
|---------------------------------------|--|
| <input type="checkbox"/> 023340 15 Ft | <input type="checkbox"/> 023343 100 Ft |
| <input type="checkbox"/> 023341 25 Ft | <input type="checkbox"/> 023344 150 Ft |
| <input type="checkbox"/> 023342 50 Ft | |

⑭ Inductive IHS System

- 028720

⑮ IHS Pressure Regulator Assembly

- 029758

⑯ Inductive IHS Lead Set

- | | |
|---------------------------------------|--|
| <input type="checkbox"/> 028811 25 Ft | <input type="checkbox"/> 028814 100 Ft |
| <input type="checkbox"/> 028812 50 Ft | <input type="checkbox"/> 028815 150 Ft |
| <input type="checkbox"/> 028813 75 Ft | <input type="checkbox"/> 028816 200 Ft |

⑰ Timer/Counter

- 073194

⑱ Cable Between Timer/Counter and Power Supply

- | | |
|---------------------------------------|--|
| <input type="checkbox"/> 023687 10 Ft | <input type="checkbox"/> 123079 85 Ft |
| <input type="checkbox"/> 023692 25 Ft | <input type="checkbox"/> 023695 100 Ft |
| <input type="checkbox"/> 023758 38 Ft | <input type="checkbox"/> 023993 115 Ft |
| <input type="checkbox"/> 023693 50 Ft | <input type="checkbox"/> 123189 120 Ft |
| <input type="checkbox"/> 123046 60 Ft | <input type="checkbox"/> 023696 150 Ft |
| <input type="checkbox"/> 023694 75 Ft | <input type="checkbox"/> 023954 200 Ft |

⑲ Water Muffler System – with Hoses (not used with the stnls. steel torch)

- | |
|---|
| <input type="checkbox"/> 034096 240/480V, 3Ø, 60 Hz |
| <input type="checkbox"/> 034100 380/415V, 3Ø, 60 Hz |
| <input type="checkbox"/> 034098 600V, 3Ø, 60 Hz |

⑳ Water Muffler System – without Hoses (not used with the stnls. steel torch)

- | |
|---|
| <input type="checkbox"/> 034097 240/480V, 3Ø, 60 Hz |
| <input type="checkbox"/> 034101 380/415V, 3Ø, 60 Hz |
| <input type="checkbox"/> 034099 600V, 3Ø, 60 Hz |

㉑ Additional Length WM Hose, Specify Length (Ft)

- 034051 Add'l Length W-M Hose (Qty in Ft.)

㉒ Cable Between WM Pump and Power Supply

- | |
|--|
| <input type="checkbox"/> 023866 50 Ft |
| <input type="checkbox"/> 023867 75 Ft |
| <input type="checkbox"/> 023868 100 Ft |

㉓ Hose Between Nitrogen Supply and Gas Console

- | | |
|---------------------------------------|--|
| <input type="checkbox"/> 024505 6 Ft | <input type="checkbox"/> 024116 100 Ft |
| <input type="checkbox"/> 024210 10 Ft | <input type="checkbox"/> 024482 110 Ft |
| <input type="checkbox"/> 024203 15 Ft | <input type="checkbox"/> 024451 115 Ft |
| <input type="checkbox"/> 024232 20 Ft | <input type="checkbox"/> 024517 120 Ft |
| <input type="checkbox"/> 024134 25 Ft | <input type="checkbox"/> 024491 125 Ft |
| <input type="checkbox"/> 024211 35 Ft | <input type="checkbox"/> 024120 150 Ft |
| <input type="checkbox"/> 024112 50 Ft | <input type="checkbox"/> 024185 180 Ft |
| <input type="checkbox"/> 024148 75 Ft | <input type="checkbox"/> 024124 200 Ft |
| <input type="checkbox"/> 024488 85 Ft | |

㉔ Hose Between Oxygen Supply and Gas Console

- | | |
|--|--|
| <input type="checkbox"/> 024204 15 Ft | <input type="checkbox"/> 024450 115 Ft |
| <input type="checkbox"/> 024205 25 Ft | <input type="checkbox"/> 024516 120 Ft |
| <input type="checkbox"/> 024155 50 Ft | <input type="checkbox"/> 024490 125 Ft |
| <input type="checkbox"/> 024398 75 Ft | <input type="checkbox"/> 024159 150 Ft |
| <input type="checkbox"/> 024487 85 Ft | <input type="checkbox"/> 024470 180 Ft |
| <input type="checkbox"/> 024206 100 Ft | <input type="checkbox"/> 024333 200 Ft |
| <input type="checkbox"/> 024481 110 Ft | |

㉕ Hose Between Shield Gas Supply and Gas Console

- | | |
|---------------------------------------|--|
| <input type="checkbox"/> 024043 4 Ft | <input type="checkbox"/> 024486 85 Ft |
| <input type="checkbox"/> 024341 10 Ft | <input type="checkbox"/> 024115 100 Ft |
| <input type="checkbox"/> 024200 15 Ft | <input type="checkbox"/> 024452 110 Ft |
| <input type="checkbox"/> 024342 20 Ft | <input type="checkbox"/> 024449 115 Ft |
| <input type="checkbox"/> 024133 25 Ft | <input type="checkbox"/> 024515 120 Ft |
| <input type="checkbox"/> 024448 35 Ft | <input type="checkbox"/> 024395 125 Ft |
| <input type="checkbox"/> 024407 45 Ft | <input type="checkbox"/> 024119 150 Ft |
| <input type="checkbox"/> 024012 50 Ft | <input type="checkbox"/> 024480 170 Ft |
| <input type="checkbox"/> 024472 60 Ft | <input type="checkbox"/> 024184 180 Ft |
| <input type="checkbox"/> 024147 75 Ft | <input type="checkbox"/> 024123 200 Ft |

㉖ Argon-Hydrogen Manifold

- 073109

㉗ Cable Between Argon-Hydrogen Manifold and Power Supply

- | | |
|---------------------------------------|--|
| <input type="checkbox"/> 023660 15 Ft | <input type="checkbox"/> 023663 75 Ft |
| <input type="checkbox"/> 023661 25 Ft | <input type="checkbox"/> 023664 100 Ft |
| <input type="checkbox"/> 023662 50 Ft | <input type="checkbox"/> 023665 150 Ft |

㉘ Hose Between Argon-Hydrogen Manifold and Torch

- | | |
|---------------------------------------|---------------------------------------|
| <input type="checkbox"/> 024354 10 Ft | <input type="checkbox"/> 024370 40 Ft |
| <input type="checkbox"/> 024355 12 Ft | <input type="checkbox"/> 024443 50 Ft |
| <input type="checkbox"/> 024368 20 Ft | <input type="checkbox"/> 024467 75 Ft |
| <input type="checkbox"/> 024369 30 Ft | |

Consumable Parts Kit

- | | |
|---------------------------------|---------------------------|
| <input type="checkbox"/> 128825 | Kit: HySpeed consumables |
| <input type="checkbox"/> 028602 | Kit: Standard consumables |

Distributor Information:

HYPERTHERM
HySpeed HT2000LHF Order Form

Customer Information:

① HySpeed HT2000LHF Power Supply

- 073227 HySpeed HT2000LHF PS,200V,50-60 Hz,w/THC
- 073229 HySpeed HT2000LHF PS,208V,60 Hz,w/THC
- 073231 HySpeed HT2000LHF PS,240V,60 Hz,w/THC
- 073235 HySpeed HT2000LHF PS,400V,CE,50 Hz,w/THC
- 073262 HySpeed HT2000LHF PS,440V,CE,50-60 Hz,w/THC
- 073233 HySpeed HT2000LHF PS,480V,60 Hz,w/THC
- 073237 HySpeed HT2000LHF PS,600V,60 Hz,w/THC

- 073228 HySpeed HT2000LHF PS,200V,50-60 Hz,wo/THC
- 073230 HySpeed HT2000LHF PS,208V,60 Hz,wo/THC
- 073232 HySpeed HT2000LHF PS,240V,60 Hz,wo/THC
- 073236 HySpeed HT2000LHF PS,400V,CE,50 Hz,wo/THC
- 073263 HySpeed HT2000LHF PS,440V,CE,50-60 Hz,wo/THC
- 073234 HySpeed HT2000LHF PS,480V,60 Hz,wo/THC
- 073238 HySpeed HT2000LHF PS,600V,60 Hz,wo/THC

② Machine Torch Assembly with Valve Cluster

- 128255 With HySpeed consumables

② Stainless Steel Machine Torch Assembly with Valve Cluster

- 128369 With Standard consumables

②a Torch Mounting Bracket

- 020046

③ Shielded Leads Between Power Supply and Torch

- 028657 10 Ft 028662 40 Ft
- 028658 15 F 028663 45 Ft
- 028659 20 Ft 028547 50 Ft
- 028546 25 Ft
- 028660 30 Ft
- 028661 35 Ft

④ Cable Between Power Supply and Torch Valve Cluster

- 123283 15 Ft 123287 35 Ft
- 123284 20 Ft 123288 40 Ft
- 123285 25 Ft 123289 50 Ft
- 123286 30 Ft

⑤ Gas Console

- 073239

⑥ Leads Between Gas Console and Torch

- 028622 10 Ft 028774 45 Ft
- 028623 15 Ft 028654 50 Ft
- 028624 20 Ft 028852 61 Ft
- 028625 25 Ft 028655 75 Ft
- 028626 30 Ft 028656 100 Ft
- 028627 35 Ft

⑦ Shield Gas Hose Set Between Gas Console and PS

- 028683 10 Ft 028687 30 Ft
- 028684 15 Ft 028688 35 Ft
- 028685 20 Ft 028689 50 Ft
- 028686 25 Ft 128040 75 Ft

⑧ Cable Between Gas Console and Power Supply

- 023989 10 Ft 123077 85 Ft
- 023549 15 Ft 023608 100 Ft
- 023605 25 Ft 023963 115 Ft
- 023757 38 Ft 123147 120 Ft
- 023606 50 Ft 023743 125 Ft
- 123044 60 Ft 023609 150 Ft
- 023607 75 Ft 023953 200 Ft

⑨ Programmable Remote Voltage & Current Control Console

- 055004

⑩ Digital Remote Voltage & Current Control Console

- 073007

⑪ Remote Current Control Console

- 073045

⑫ Cables Between PS and Programmable Remote

- 028831 15 Ft 028613 150 Ft
- 028609 25 Ft 028614 200 Ft
- 028610 50 Ft 028833 250 Ft
- 028611 75 Ft 028834 275 Ft
- 028612 100 Ft 028835 300 Ft
- 028832 125 Ft

⑬ Cable Between PS and Digital Remote

- 023990 7 Ft 123188 120 Ft
- 023911 15 Ft 023882 125 Ft
- 023878 25 Ft 023883 150 Ft
- 023879 50 Ft 023884 200 Ft
- 123040 60 Ft 023885 250 Ft
- 023880 75 Ft 023886 275 Ft
- 123073 85 Ft 023887 300 Ft
- 023881 100 Ft

⑭ Cables Between PS and Remote Current

- 123150 10 Ft 123068 110 Ft
- 023871 25 Ft 123277 120 Ft
- 023872 38 Ft 23088 125 Ft
- 023873 50 Ft 023876 150 Ft
- 023874 75 Ft 123032 170 Ft
- 023875 100 Ft 023877 200 Ft

⑮ Cable Between PS and Machine Computer V/C Interface

- 023902 6 Ft 023855 75 Ft
- 023851 15 Ft 023856 100 Ft
- 023852 25 Ft 023903 125 Ft
- 023853 35 Ft 023857 150 Ft
- 023854 50 Ft 023858 200 Ft

⑩ Cable Between Power Supply and Machine Computer I/O Interface

- | | |
|---------------------------------------|--|
| <input type="checkbox"/> 023841 6 Ft | <input type="checkbox"/> 123080 85 Ft |
| <input type="checkbox"/> 023842 15 Ft | <input type="checkbox"/> 023847 100 Ft |
| <input type="checkbox"/> 023843 25 Ft | <input type="checkbox"/> 023962 115 Ft |
| <input type="checkbox"/> 023844 35 Ft | <input type="checkbox"/> 123148 120 Ft |
| <input type="checkbox"/> 023845 50 Ft | <input type="checkbox"/> 023848 125 Ft |
| <input type="checkbox"/> 123047 60 Ft | <input type="checkbox"/> 023849 150 Ft |
| <input type="checkbox"/> 023846 75 Ft | <input type="checkbox"/> 023850 200 Ft |

⑪ Cable Between Power Supply and Remote Control Panel Interface

- | | |
|---------------------------------------|--|
| <input type="checkbox"/> 123294 6 Ft | <input type="checkbox"/> 123301 85 Ft |
| <input type="checkbox"/> 123295 15 Ft | <input type="checkbox"/> 123302 100 Ft |
| <input type="checkbox"/> 123296 25 Ft | <input type="checkbox"/> 123303 115 Ft |
| <input type="checkbox"/> 123297 35 Ft | <input type="checkbox"/> 123304 120 Ft |
| <input type="checkbox"/> 123298 50 Ft | <input type="checkbox"/> 123305 125 Ft |
| <input type="checkbox"/> 123299 60 Ft | <input type="checkbox"/> 123306 150 Ft |
| <input type="checkbox"/> 123300 75 Ft | <input type="checkbox"/> 123307 200 Ft |

⑫ Cable Between Power Supply and Work Table

- | | |
|---------------------------------------|---------------------------------------|
| <input type="checkbox"/> 023755 4 Ft | <input type="checkbox"/> 023404 25 Ft |
| <input type="checkbox"/> 023920 8 Ft | <input type="checkbox"/> 023968 30 Ft |
| <input type="checkbox"/> 023508 10 Ft | <input type="checkbox"/> 023986 35 Ft |
| <input type="checkbox"/> 023403 15 Ft | <input type="checkbox"/> 023405 50 Ft |

⑬ Hold Cable Between Power Supplies in Multi-Torch Systems

- | | |
|---------------------------------------|--|
| <input type="checkbox"/> 023340 15 Ft | <input type="checkbox"/> 023343 100 Ft |
| <input type="checkbox"/> 023341 25 Ft | <input type="checkbox"/> 023344 150 Ft |
| <input type="checkbox"/> 023342 50 Ft | |

⑭ Inductive IHS System

- 028720

⑮ IHS Pressure Regulator Assembly

- 029758

⑯ Inductive IHS Lead Set

- | | |
|---------------------------------------|--|
| <input type="checkbox"/> 028811 25 Ft | <input type="checkbox"/> 028814 100 Ft |
| <input type="checkbox"/> 028812 50 Ft | <input type="checkbox"/> 028815 150 Ft |
| <input type="checkbox"/> 028813 75 Ft | <input type="checkbox"/> 028816 200 Ft |

⑰ Timer/Counter

- 073194

⑱ Cable Between Timer/Counter and Power Supply

- | | |
|---------------------------------------|--|
| <input type="checkbox"/> 023687 10 Ft | <input type="checkbox"/> 123079 85 Ft |
| <input type="checkbox"/> 023692 25 Ft | <input type="checkbox"/> 023695 100 Ft |
| <input type="checkbox"/> 023758 38 Ft | <input type="checkbox"/> 023993 115 Ft |
| <input type="checkbox"/> 023693 50 Ft | <input type="checkbox"/> 123189 120 Ft |
| <input type="checkbox"/> 123046 60 Ft | <input type="checkbox"/> 023696 150 Ft |
| <input type="checkbox"/> 023694 75 Ft | <input type="checkbox"/> 023954 200 Ft |

⑲ Water Muffler System – with Hoses (not used with the stnls. steel torch)

- | |
|---|
| <input type="checkbox"/> 034096 240/480V, 3Ø, 60 Hz |
| <input type="checkbox"/> 034100 380/415V, 3Ø, 60 Hz |
| <input type="checkbox"/> 034098 600V, 3Ø, 60 Hz |

⑳ Water Muffler System – without Hoses (not used with the stnls. steel torch)

- | |
|---|
| <input type="checkbox"/> 034097 240/480V, 3Ø, 60 Hz |
| <input type="checkbox"/> 034101 380/415V, 3Ø, 60 Hz |
| <input type="checkbox"/> 034099 600V, 3Ø, 60 Hz |

㉑ Additional Length WM Hose, Specify Length (Ft)

- 034051 Add'l Length W-M Hose (Qty in Ft.)

㉒ Cable Between WM Pump and Power Supply

- | |
|--|
| <input type="checkbox"/> 023866 50 Ft |
| <input type="checkbox"/> 023867 75 Ft |
| <input type="checkbox"/> 023868 100 Ft |

㉓ Hose Between Nitrogen Supply and Gas Console

- | | |
|---------------------------------------|--|
| <input type="checkbox"/> 024505 6 Ft | <input type="checkbox"/> 024116 100 Ft |
| <input type="checkbox"/> 024210 10 Ft | <input type="checkbox"/> 024482 110 Ft |
| <input type="checkbox"/> 024203 15 Ft | <input type="checkbox"/> 024451 115 Ft |
| <input type="checkbox"/> 024232 20 Ft | <input type="checkbox"/> 024517 120 Ft |
| <input type="checkbox"/> 024134 25 Ft | <input type="checkbox"/> 024491 125 Ft |
| <input type="checkbox"/> 024211 35 Ft | <input type="checkbox"/> 024120 150 Ft |
| <input type="checkbox"/> 024112 50 Ft | <input type="checkbox"/> 024185 180 Ft |
| <input type="checkbox"/> 024148 75 Ft | <input type="checkbox"/> 024124 200 Ft |
| <input type="checkbox"/> 024488 85 Ft | |

㉔ Hose Between Oxygen Supply and Gas Console

- | | |
|--|--|
| <input type="checkbox"/> 024204 15 Ft | <input type="checkbox"/> 024450 115 Ft |
| <input type="checkbox"/> 024205 25 Ft | <input type="checkbox"/> 024516 120 Ft |
| <input type="checkbox"/> 024155 50 Ft | <input type="checkbox"/> 024490 125 Ft |
| <input type="checkbox"/> 024398 75 Ft | <input type="checkbox"/> 024159 150 Ft |
| <input type="checkbox"/> 024487 85 Ft | <input type="checkbox"/> 024470 180 Ft |
| <input type="checkbox"/> 024206 100 Ft | <input type="checkbox"/> 024333 200 Ft |
| <input type="checkbox"/> 024481 110 Ft | |

㉕ Hose Between Shield Gas Supply and Gas Console

- | | |
|---------------------------------------|--|
| <input type="checkbox"/> 024043 4 Ft | <input type="checkbox"/> 024486 85 Ft |
| <input type="checkbox"/> 024341 10 Ft | <input type="checkbox"/> 024115 100 Ft |
| <input type="checkbox"/> 024200 15 Ft | <input type="checkbox"/> 024452 110 Ft |
| <input type="checkbox"/> 024342 20 Ft | <input type="checkbox"/> 024449 115 Ft |
| <input type="checkbox"/> 024133 25 Ft | <input type="checkbox"/> 024515 120 Ft |
| <input type="checkbox"/> 024448 35 Ft | <input type="checkbox"/> 024395 125 Ft |
| <input type="checkbox"/> 024407 45 Ft | <input type="checkbox"/> 024119 150 Ft |
| <input type="checkbox"/> 024012 50 Ft | <input type="checkbox"/> 024480 170 Ft |
| <input type="checkbox"/> 024472 60 Ft | <input type="checkbox"/> 024184 180 Ft |
| <input type="checkbox"/> 024147 75 Ft | <input type="checkbox"/> 024123 200 Ft |

㉖ Argon-Hydrogen Manifold

- 073109

㉗ Cable Between Argon-Hydrogen Manifold and Power Supply

- | | |
|---------------------------------------|--|
| <input type="checkbox"/> 023660 15 Ft | <input type="checkbox"/> 023663 75 Ft |
| <input type="checkbox"/> 023661 25 Ft | <input type="checkbox"/> 023664 100 Ft |
| <input type="checkbox"/> 023662 50 Ft | <input type="checkbox"/> 023665 150 Ft |

㉘ Hose Between Argon-Hydrogen Manifold and Torch

- | | |
|---------------------------------------|---------------------------------------|
| <input type="checkbox"/> 024354 10 Ft | <input type="checkbox"/> 024370 40 Ft |
| <input type="checkbox"/> 024355 12 Ft | <input type="checkbox"/> 024443 50 Ft |
| <input type="checkbox"/> 024368 20 Ft | <input type="checkbox"/> 024467 75 Ft |
| <input type="checkbox"/> 024369 30 Ft | |

Consumable Parts Kit

- | | |
|---------------------------------|---------------------------|
| <input type="checkbox"/> 128825 | Kit: HySpeed consumables |
| <input type="checkbox"/> 028602 | Kit: Standard consumables |

Distributor Information:

HYPERTHERM
HySpeed HT2000LHF Order Form

Customer Information:

① HySpeed HT2000LHF Power Supply

- 073227 HySpeed HT2000LHF PS,200V,50-60 Hz,w/THC
- 073229 HySpeed HT2000LHF PS,208V,60 Hz,w/THC
- 073231 HySpeed HT2000LHF PS,240V,60 Hz,w/THC
- 073235 HySpeed HT2000LHF PS,400V,CE,50 Hz,w/THC
- 073262 HySpeed HT2000LHF PS,440V,CE,50-60 Hz,w/THC
- 073233 HySpeed HT2000LHF PS,480V,60 Hz,w/THC
- 073237 HySpeed HT2000LHF PS,600V,60 Hz,w/THC

- 073228 HySpeed HT2000LHF PS,200V,50-60 Hz,wo/THC
- 073230 HySpeed HT2000LHF PS,208V,60 Hz,wo/THC
- 073232 HySpeed HT2000LHF PS,240V,60 Hz,wo/THC
- 073236 HySpeed HT2000LHF PS,400V,CE,50 Hz,wo/THC
- 073263 HySpeed HT2000LHF PS,440V,CE,50-60 Hz,wo/THC
- 073234 HySpeed HT2000LHF PS,480V,60 Hz,wo/THC
- 073238 HySpeed HT2000LHF PS,600V,60 Hz,wo/THC

② Machine Torch Assembly with Valve Cluster

- 128255 With HySpeed consumables

② Stainless Steel Machine Torch Assembly with Valve Cluster

- 128369 With Standard consumables

②a Torch Mounting Bracket

- 020046

③ Shielded Leads Between Power Supply and Torch

- 028657 10 Ft 028662 40 Ft
- 028658 15 F 028663 45 Ft
- 028659 20 Ft 028547 50 Ft
- 028546 25 Ft
- 028660 30 Ft
- 028661 35 Ft

④ Cable Between Power Supply and Torch Valve Cluster

- 123283 15 Ft 123287 35 Ft
- 123284 20 Ft 123288 40 Ft
- 123285 25 Ft 123289 50 Ft
- 123286 30 Ft

⑤ Gas Console

- 073239

⑥ Leads Between Gas Console and Torch

- 028622 10 Ft 028774 45 Ft
- 028623 15 Ft 028654 50 Ft
- 028624 20 Ft 028852 61 Ft
- 028625 25 Ft 028655 75 Ft
- 028626 30 Ft 028656 100 Ft
- 028627 35 Ft

⑦ Shield Gas Hose Set Between Gas Console and PS

- 028683 10 Ft 028687 30 Ft
- 028684 15 Ft 028688 35 Ft
- 028685 20 Ft 028689 50 Ft
- 028686 25 Ft 128040 75 Ft

⑧ Cable Between Gas Console and Power Supply

- 023989 10 Ft 123077 85 Ft
- 023549 15 Ft 023608 100 Ft
- 023605 25 Ft 023963 115 Ft
- 023757 38 Ft 123147 120 Ft
- 023606 50 Ft 023743 125 Ft
- 123044 60 Ft 023609 150 Ft
- 023607 75 Ft 023953 200 Ft

⑨ Programmable Remote Voltage & Current Control Console

- 055004

⑩ Digital Remote Voltage & Current Control Console

- 073007

⑪ Remote Current Control Console

- 073045

⑫ Cables Between PS and Programmable Remote

- 028831 15 Ft 028613 150 Ft
- 028609 25 Ft 028614 200 Ft
- 028610 50 Ft 028833 250 Ft
- 028611 75 Ft 028834 275 Ft
- 028612 100 Ft 028835 300 Ft
- 028832 125 Ft

⑬ Cable Between PS and Digital Remote

- 023990 7 Ft 123188 120 Ft
- 023911 15 Ft 023882 125 Ft
- 023878 25 Ft 023883 150 Ft
- 023879 50 Ft 023884 200 Ft
- 123040 60 Ft 023885 250 Ft
- 023880 75 Ft 023886 275 Ft
- 123073 85 Ft 023887 300 Ft
- 023881 100 Ft

⑭ Cables Between PS and Remote Current

- 123150 10 Ft 123068 110 Ft
- 023871 25 Ft 123277 120 Ft
- 023872 38 Ft 23088 125 Ft
- 023873 50 Ft 023876 150 Ft
- 023874 75 Ft 123032 170 Ft
- 023875 100 Ft 023877 200 Ft

⑮ Cable Between PS and Machine Computer V/C Interface

- 023902 6 Ft 023855 75 Ft
- 023851 15 Ft 023856 100 Ft
- 023852 25 Ft 023903 125 Ft
- 023853 35 Ft 023857 150 Ft
- 023854 50 Ft 023858 200 Ft

⑩ Cable Between Power Supply and Machine Computer I/O Interface

- | | |
|---------------------------------------|--|
| <input type="checkbox"/> 023841 6 Ft | <input type="checkbox"/> 123080 85 Ft |
| <input type="checkbox"/> 023842 15 Ft | <input type="checkbox"/> 023847 100 Ft |
| <input type="checkbox"/> 023843 25 Ft | <input type="checkbox"/> 023962 115 Ft |
| <input type="checkbox"/> 023844 35 Ft | <input type="checkbox"/> 123148 120 Ft |
| <input type="checkbox"/> 023845 50 Ft | <input type="checkbox"/> 023848 125 Ft |
| <input type="checkbox"/> 123047 60 Ft | <input type="checkbox"/> 023849 150 Ft |
| <input type="checkbox"/> 023846 75 Ft | <input type="checkbox"/> 023850 200 Ft |

⑪ Cable Between Power Supply and Remote Control Panel Interface

- | | |
|---------------------------------------|--|
| <input type="checkbox"/> 123294 6 Ft | <input type="checkbox"/> 123301 85 Ft |
| <input type="checkbox"/> 123295 15 Ft | <input type="checkbox"/> 123302 100 Ft |
| <input type="checkbox"/> 123296 25 Ft | <input type="checkbox"/> 123303 115 Ft |
| <input type="checkbox"/> 123297 35 Ft | <input type="checkbox"/> 123304 120 Ft |
| <input type="checkbox"/> 123298 50 Ft | <input type="checkbox"/> 123305 125 Ft |
| <input type="checkbox"/> 123299 60 Ft | <input type="checkbox"/> 123306 150 Ft |
| <input type="checkbox"/> 123300 75 Ft | <input type="checkbox"/> 123307 200 Ft |

⑫ Cable Between Power Supply and Work Table

- | | |
|---------------------------------------|---------------------------------------|
| <input type="checkbox"/> 023755 4 Ft | <input type="checkbox"/> 023404 25 Ft |
| <input type="checkbox"/> 023920 8 Ft | <input type="checkbox"/> 023968 30 Ft |
| <input type="checkbox"/> 023508 10 Ft | <input type="checkbox"/> 023986 35 Ft |
| <input type="checkbox"/> 023403 15 Ft | <input type="checkbox"/> 023405 50 Ft |

⑬ Hold Cable Between Power Supplies in Multi-Torch Systems

- | | |
|---------------------------------------|--|
| <input type="checkbox"/> 023340 15 Ft | <input type="checkbox"/> 023343 100 Ft |
| <input type="checkbox"/> 023341 25 Ft | <input type="checkbox"/> 023344 150 Ft |
| <input type="checkbox"/> 023342 50 Ft | |

⑭ Inductive IHS System

- 028720

⑮ IHS Pressure Regulator Assembly

- 029758

⑯ Inductive IHS Lead Set

- | | |
|---------------------------------------|--|
| <input type="checkbox"/> 028811 25 Ft | <input type="checkbox"/> 028814 100 Ft |
| <input type="checkbox"/> 028812 50 Ft | <input type="checkbox"/> 028815 150 Ft |
| <input type="checkbox"/> 028813 75 Ft | <input type="checkbox"/> 028816 200 Ft |

⑰ Timer/Counter

- 073194

⑱ Cable Between Timer/Counter and Power Supply

- | | |
|---------------------------------------|--|
| <input type="checkbox"/> 023687 10 Ft | <input type="checkbox"/> 123079 85 Ft |
| <input type="checkbox"/> 023692 25 Ft | <input type="checkbox"/> 023695 100 Ft |
| <input type="checkbox"/> 023758 38 Ft | <input type="checkbox"/> 023993 115 Ft |
| <input type="checkbox"/> 023693 50 Ft | <input type="checkbox"/> 123189 120 Ft |
| <input type="checkbox"/> 123046 60 Ft | <input type="checkbox"/> 023696 150 Ft |
| <input type="checkbox"/> 023694 75 Ft | <input type="checkbox"/> 023954 200 Ft |

⑲ Water Muffler System – with Hoses (not used with the stnls. steel torch)

- | |
|---|
| <input type="checkbox"/> 034096 240/480V, 3Ø, 60 Hz |
| <input type="checkbox"/> 034100 380/415V, 3Ø, 60 Hz |
| <input type="checkbox"/> 034098 600V, 3Ø, 60 Hz |

⑳ Water Muffler System – without Hoses (not used with the stnls. steel torch)

- | |
|---|
| <input type="checkbox"/> 034097 240/480V, 3Ø, 60 Hz |
| <input type="checkbox"/> 034101 380/415V, 3Ø, 60 Hz |
| <input type="checkbox"/> 034099 600V, 3Ø, 60 Hz |

㉑ Additional Length WM Hose, Specify Length (Ft)

- 034051 Add'l Length W-M Hose (Qty in Ft.)

㉒ Cable Between WM Pump and Power Supply

- | |
|--|
| <input type="checkbox"/> 023866 50 Ft |
| <input type="checkbox"/> 023867 75 Ft |
| <input type="checkbox"/> 023868 100 Ft |

㉓ Hose Between Nitrogen Supply and Gas Console

- | | |
|---------------------------------------|--|
| <input type="checkbox"/> 024505 6 Ft | <input type="checkbox"/> 024116 100 Ft |
| <input type="checkbox"/> 024210 10 Ft | <input type="checkbox"/> 024482 110 Ft |
| <input type="checkbox"/> 024203 15 Ft | <input type="checkbox"/> 024451 115 Ft |
| <input type="checkbox"/> 024232 20 Ft | <input type="checkbox"/> 024517 120 Ft |
| <input type="checkbox"/> 024134 25 Ft | <input type="checkbox"/> 024491 125 Ft |
| <input type="checkbox"/> 024211 35 Ft | <input type="checkbox"/> 024120 150 Ft |
| <input type="checkbox"/> 024112 50 Ft | <input type="checkbox"/> 024185 180 Ft |
| <input type="checkbox"/> 024148 75 Ft | <input type="checkbox"/> 024124 200 Ft |
| <input type="checkbox"/> 024488 85 Ft | |

㉔ Hose Between Oxygen Supply and Gas Console

- | | |
|--|--|
| <input type="checkbox"/> 024204 15 Ft | <input type="checkbox"/> 024450 115 Ft |
| <input type="checkbox"/> 024205 25 Ft | <input type="checkbox"/> 024516 120 Ft |
| <input type="checkbox"/> 024155 50 Ft | <input type="checkbox"/> 024490 125 Ft |
| <input type="checkbox"/> 024398 75 Ft | <input type="checkbox"/> 024159 150 Ft |
| <input type="checkbox"/> 024487 85 Ft | <input type="checkbox"/> 024470 180 Ft |
| <input type="checkbox"/> 024206 100 Ft | <input type="checkbox"/> 024333 200 Ft |
| <input type="checkbox"/> 024481 110 Ft | |

㉕ Hose Between Shield Gas Supply and Gas Console

- | | |
|---------------------------------------|--|
| <input type="checkbox"/> 024043 4 Ft | <input type="checkbox"/> 024486 85 Ft |
| <input type="checkbox"/> 024341 10 Ft | <input type="checkbox"/> 024115 100 Ft |
| <input type="checkbox"/> 024200 15 Ft | <input type="checkbox"/> 024452 110 Ft |
| <input type="checkbox"/> 024342 20 Ft | <input type="checkbox"/> 024449 115 Ft |
| <input type="checkbox"/> 024133 25 Ft | <input type="checkbox"/> 024515 120 Ft |
| <input type="checkbox"/> 024448 35 Ft | <input type="checkbox"/> 024395 125 Ft |
| <input type="checkbox"/> 024407 45 Ft | <input type="checkbox"/> 024119 150 Ft |
| <input type="checkbox"/> 024012 50 Ft | <input type="checkbox"/> 024480 170 Ft |
| <input type="checkbox"/> 024472 60 Ft | <input type="checkbox"/> 024184 180 Ft |
| <input type="checkbox"/> 024147 75 Ft | <input type="checkbox"/> 024123 200 Ft |

㉖ Argon-Hydrogen Manifold

- 073109

㉗ Cable Between Argon-Hydrogen Manifold and Power Supply

- | | |
|---------------------------------------|--|
| <input type="checkbox"/> 023660 15 Ft | <input type="checkbox"/> 023663 75 Ft |
| <input type="checkbox"/> 023661 25 Ft | <input type="checkbox"/> 023664 100 Ft |
| <input type="checkbox"/> 023662 50 Ft | <input type="checkbox"/> 023665 150 Ft |

㉘ Hose Between Argon-Hydrogen Manifold and Torch

- | | |
|---------------------------------------|---------------------------------------|
| <input type="checkbox"/> 024354 10 Ft | <input type="checkbox"/> 024370 40 Ft |
| <input type="checkbox"/> 024355 12 Ft | <input type="checkbox"/> 024443 50 Ft |
| <input type="checkbox"/> 024368 20 Ft | <input type="checkbox"/> 024467 75 Ft |
| <input type="checkbox"/> 024369 30 Ft | |

Consumable Parts Kit

- | | |
|---------------------------------|---------------------------|
| <input type="checkbox"/> 128825 | Kit: HySpeed consumables |
| <input type="checkbox"/> 028602 | Kit: Standard consumables |

Distributor Information:

**HYPERTHERM
HySpeed HT2000LHF Order Form**

Customer Information:

① HySpeed HT2000LHF Power Supply

- 073227 HySpeed HT2000LHF PS,200V,50-60 Hz,w/THC
- 073229 HySpeed HT2000LHF PS,208V,60 Hz,w/THC
- 073231 HySpeed HT2000LHF PS,240V,60 Hz,w/THC
- 073235 HySpeed HT2000LHF PS,400V,CE,50 Hz,w/THC
- 073262 HySpeed HT2000LHF PS,440V,CE,50-60 Hz,w/THC
- 073233 HySpeed HT2000LHF PS,480V,60 Hz,w/THC
- 073237 HySpeed HT2000LHF PS,600V,60 Hz,w/THC

- 073228 HySpeed HT2000LHF PS,200V,50-60 Hz,wo/THC
- 073230 HySpeed HT2000LHF PS,208V,60 Hz,wo/THC
- 073232 HySpeed HT2000LHF PS,240V,60 Hz,wo/THC
- 073236 HySpeed HT2000LHF PS,400V,CE,50 Hz,wo/THC
- 073263 HySpeed HT2000LHF PS,440V,CE,50-60 Hz,wo/THC
- 073234 HySpeed HT2000LHF PS,480V,60 Hz,wo/THC
- 073238 HySpeed HT2000LHF PS,600V,60 Hz,wo/THC

② Machine Torch Assembly with Valve Cluster

- 128255 With HySpeed consumables

② Stainless Steel Machine Torch Assembly with Valve Cluster

- 128369 With Standard consumables

②a Torch Mounting Bracket

- 020046

③ Shielded Leads Between Power Supply and Torch

- 028657 10 Ft 028662 40 Ft
- 028658 15 F 028663 45 Ft
- 028659 20 Ft 028547 50 Ft
- 028546 25 Ft
- 028660 30 Ft
- 028661 35 Ft

④ Cable Between Power Supply and Torch Valve Cluster

- 123283 15 Ft 123287 35 Ft
- 123284 20 Ft 123288 40 Ft
- 123285 25 Ft 123289 50 Ft
- 123286 30 Ft

⑤ Gas Console

- 073239

⑥ Leads Between Gas Console and Torch

- 028622 10 Ft 028774 45 Ft
- 028623 15 Ft 028654 50 Ft
- 028624 20 Ft 028852 61 Ft
- 028625 25 Ft 028655 75 Ft
- 028626 30 Ft 028656 100 Ft
- 028627 35 Ft

⑦ Shield Gas Hose Set Between Gas Console and PS

- 028683 10 Ft 028687 30 Ft
- 028684 15 Ft 028688 35 Ft
- 028685 20 Ft 028689 50 Ft
- 028686 25 Ft 128040 75 Ft

⑧ Cable Between Gas Console and Power Supply

- 023989 10 Ft 123077 85 Ft
- 023549 15 Ft 023608 100 Ft
- 023605 25 Ft 023963 115 Ft
- 023757 38 Ft 123147 120 Ft
- 023606 50 Ft 023743 125 Ft
- 123044 60 Ft 023609 150 Ft
- 023607 75 Ft 023953 200 Ft

⑨ Programmable Remote Voltage & Current Control Console

- 055004

⑩ Digital Remote Voltage & Current Control Console

- 073007

⑪ Remote Current Control Console

- 073045

⑫ Cables Between PS and Programmable Remote

- 028831 15 Ft 028613 150 Ft
- 028609 25 Ft 028614 200 Ft
- 028610 50 Ft 028833 250 Ft
- 028611 75 Ft 028834 275 Ft
- 028612 100 Ft 028835 300 Ft
- 028832 125 Ft

⑬ Cable Between PS and Digital Remote

- 023990 7 Ft 123188 120 Ft
- 023911 15 Ft 023882 125 Ft
- 023878 25 Ft 023883 150 Ft
- 023879 50 Ft 023884 200 Ft
- 123040 60 Ft 023885 250 Ft
- 023880 75 Ft 023886 275 Ft
- 123073 85 Ft 023887 300 Ft
- 023881 100 Ft

⑭ Cables Between PS and Remote Current

- 123150 10 Ft 123068 110 Ft
- 023871 25 Ft 123277 120 Ft
- 023872 38 Ft 23088 125 Ft
- 023873 50 Ft 023876 150 Ft
- 023874 75 Ft 123032 170 Ft
- 023875 100 Ft 023877 200 Ft

⑮ Cable Between PS and Machine Computer V/C Interface

- 023902 6 Ft 023855 75 Ft
- 023851 15 Ft 023856 100 Ft
- 023852 25 Ft 023903 125 Ft
- 023853 35 Ft 023857 150 Ft
- 023854 50 Ft 023858 200 Ft

⑩ Cable Between Power Supply and Machine Computer I/O Interface

- | | |
|---------------------------------------|--|
| <input type="checkbox"/> 023841 6 Ft | <input type="checkbox"/> 123080 85 Ft |
| <input type="checkbox"/> 023842 15 Ft | <input type="checkbox"/> 023847 100 Ft |
| <input type="checkbox"/> 023843 25 Ft | <input type="checkbox"/> 023962 115 Ft |
| <input type="checkbox"/> 023844 35 Ft | <input type="checkbox"/> 123148 120 Ft |
| <input type="checkbox"/> 023845 50 Ft | <input type="checkbox"/> 023848 125 Ft |
| <input type="checkbox"/> 123047 60 Ft | <input type="checkbox"/> 023849 150 Ft |
| <input type="checkbox"/> 023846 75 Ft | <input type="checkbox"/> 023850 200 Ft |

⑪ Cable Between Power Supply and Remote Control Panel Interface

- | | |
|---------------------------------------|--|
| <input type="checkbox"/> 123294 6 Ft | <input type="checkbox"/> 123301 85 Ft |
| <input type="checkbox"/> 123295 15 Ft | <input type="checkbox"/> 123302 100 Ft |
| <input type="checkbox"/> 123296 25 Ft | <input type="checkbox"/> 123303 115 Ft |
| <input type="checkbox"/> 123297 35 Ft | <input type="checkbox"/> 123304 120 Ft |
| <input type="checkbox"/> 123298 50 Ft | <input type="checkbox"/> 123305 125 Ft |
| <input type="checkbox"/> 123299 60 Ft | <input type="checkbox"/> 123306 150 Ft |
| <input type="checkbox"/> 123300 75 Ft | <input type="checkbox"/> 123307 200 Ft |

⑫ Cable Between Power Supply and Work Table

- | | |
|---------------------------------------|---------------------------------------|
| <input type="checkbox"/> 023755 4 Ft | <input type="checkbox"/> 023404 25 Ft |
| <input type="checkbox"/> 023920 8 Ft | <input type="checkbox"/> 023968 30 Ft |
| <input type="checkbox"/> 023508 10 Ft | <input type="checkbox"/> 023986 35 Ft |
| <input type="checkbox"/> 023403 15 Ft | <input type="checkbox"/> 023405 50 Ft |

⑬ Hold Cable Between Power Supplies in Multi-Torch Systems

- | | |
|---------------------------------------|--|
| <input type="checkbox"/> 023340 15 Ft | <input type="checkbox"/> 023343 100 Ft |
| <input type="checkbox"/> 023341 25 Ft | <input type="checkbox"/> 023344 150 Ft |
| <input type="checkbox"/> 023342 50 Ft | |

⑭ Inductive IHS System

- 028720

⑮ IHS Pressure Regulator Assembly

- 029758

⑯ Inductive IHS Lead Set

- | | |
|---------------------------------------|--|
| <input type="checkbox"/> 028811 25 Ft | <input type="checkbox"/> 028814 100 Ft |
| <input type="checkbox"/> 028812 50 Ft | <input type="checkbox"/> 028815 150 Ft |
| <input type="checkbox"/> 028813 75 Ft | <input type="checkbox"/> 028816 200 Ft |

⑰ Timer/Counter

- 073194

⑱ Cable Between Timer/Counter and Power Supply

- | | |
|---------------------------------------|--|
| <input type="checkbox"/> 023687 10 Ft | <input type="checkbox"/> 123079 85 Ft |
| <input type="checkbox"/> 023692 25 Ft | <input type="checkbox"/> 023695 100 Ft |
| <input type="checkbox"/> 023758 38 Ft | <input type="checkbox"/> 023993 115 Ft |
| <input type="checkbox"/> 023693 50 Ft | <input type="checkbox"/> 123189 120 Ft |
| <input type="checkbox"/> 123046 60 Ft | <input type="checkbox"/> 023696 150 Ft |
| <input type="checkbox"/> 023694 75 Ft | <input type="checkbox"/> 023954 200 Ft |

⑲ Water Muffler System – with Hoses (not used with the stnls. steel torch)

- | |
|---|
| <input type="checkbox"/> 034096 240/480V, 3Ø, 60 Hz |
| <input type="checkbox"/> 034100 380/415V, 3Ø, 60 Hz |
| <input type="checkbox"/> 034098 600V, 3Ø, 60 Hz |

⑳ Water Muffler System – without Hoses (not used with the stnls. steel torch)

- | |
|---|
| <input type="checkbox"/> 034097 240/480V, 3Ø, 60 Hz |
| <input type="checkbox"/> 034101 380/415V, 3Ø, 60 Hz |
| <input type="checkbox"/> 034099 600V, 3Ø, 60 Hz |

㉑ Additional Length WM Hose, Specify Length (Ft)

- 034051 Add'l Length W-M Hose (Qty in Ft.)

㉒ Cable Between WM Pump and Power Supply

- | |
|--|
| <input type="checkbox"/> 023866 50 Ft |
| <input type="checkbox"/> 023867 75 Ft |
| <input type="checkbox"/> 023868 100 Ft |

㉓ Hose Between Nitrogen Supply and Gas Console

- | | |
|---------------------------------------|--|
| <input type="checkbox"/> 024505 6 Ft | <input type="checkbox"/> 024116 100 Ft |
| <input type="checkbox"/> 024210 10 Ft | <input type="checkbox"/> 024482 110 Ft |
| <input type="checkbox"/> 024203 15 Ft | <input type="checkbox"/> 024451 115 Ft |
| <input type="checkbox"/> 024232 20 Ft | <input type="checkbox"/> 024517 120 Ft |
| <input type="checkbox"/> 024134 25 Ft | <input type="checkbox"/> 024491 125 Ft |
| <input type="checkbox"/> 024211 35 Ft | <input type="checkbox"/> 024120 150 Ft |
| <input type="checkbox"/> 024112 50 Ft | <input type="checkbox"/> 024185 180 Ft |
| <input type="checkbox"/> 024148 75 Ft | <input type="checkbox"/> 024124 200 Ft |
| <input type="checkbox"/> 024488 85 Ft | |

㉔ Hose Between Oxygen Supply and Gas Console

- | | |
|--|--|
| <input type="checkbox"/> 024204 15 Ft | <input type="checkbox"/> 024450 115 Ft |
| <input type="checkbox"/> 024205 25 Ft | <input type="checkbox"/> 024516 120 Ft |
| <input type="checkbox"/> 024155 50 Ft | <input type="checkbox"/> 024490 125 Ft |
| <input type="checkbox"/> 024398 75 Ft | <input type="checkbox"/> 024159 150 Ft |
| <input type="checkbox"/> 024487 85 Ft | <input type="checkbox"/> 024470 180 Ft |
| <input type="checkbox"/> 024206 100 Ft | <input type="checkbox"/> 024333 200 Ft |
| <input type="checkbox"/> 024481 110 Ft | |

㉕ Hose Between Shield Gas Supply and Gas Console

- | | |
|---------------------------------------|--|
| <input type="checkbox"/> 024043 4 Ft | <input type="checkbox"/> 024486 85 Ft |
| <input type="checkbox"/> 024341 10 Ft | <input type="checkbox"/> 024115 100 Ft |
| <input type="checkbox"/> 024200 15 Ft | <input type="checkbox"/> 024452 110 Ft |
| <input type="checkbox"/> 024342 20 Ft | <input type="checkbox"/> 024449 115 Ft |
| <input type="checkbox"/> 024133 25 Ft | <input type="checkbox"/> 024515 120 Ft |
| <input type="checkbox"/> 024448 35 Ft | <input type="checkbox"/> 024395 125 Ft |
| <input type="checkbox"/> 024407 45 Ft | <input type="checkbox"/> 024119 150 Ft |
| <input type="checkbox"/> 024012 50 Ft | <input type="checkbox"/> 024480 170 Ft |
| <input type="checkbox"/> 024472 60 Ft | <input type="checkbox"/> 024184 180 Ft |
| <input type="checkbox"/> 024147 75 Ft | <input type="checkbox"/> 024123 200 Ft |

㉖ Argon-Hydrogen Manifold

- 073109

㉗ Cable Between Argon-Hydrogen Manifold and Power Supply

- | | |
|---------------------------------------|--|
| <input type="checkbox"/> 023660 15 Ft | <input type="checkbox"/> 023663 75 Ft |
| <input type="checkbox"/> 023661 25 Ft | <input type="checkbox"/> 023664 100 Ft |
| <input type="checkbox"/> 023662 50 Ft | <input type="checkbox"/> 023665 150 Ft |

㉘ Hose Between Argon-Hydrogen Manifold and Torch

- | | |
|---------------------------------------|---------------------------------------|
| <input type="checkbox"/> 024354 10 Ft | <input type="checkbox"/> 024370 40 Ft |
| <input type="checkbox"/> 024355 12 Ft | <input type="checkbox"/> 024443 50 Ft |
| <input type="checkbox"/> 024368 20 Ft | <input type="checkbox"/> 024467 75 Ft |
| <input type="checkbox"/> 024369 30 Ft | |

Consumable Parts Kit

- | | |
|---------------------------------|---------------------------|
| <input type="checkbox"/> 128825 | Kit: HySpeed consumables |
| <input type="checkbox"/> 028602 | Kit: Standard consumables |