

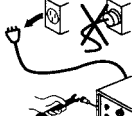


AC Power Isolation Transformer

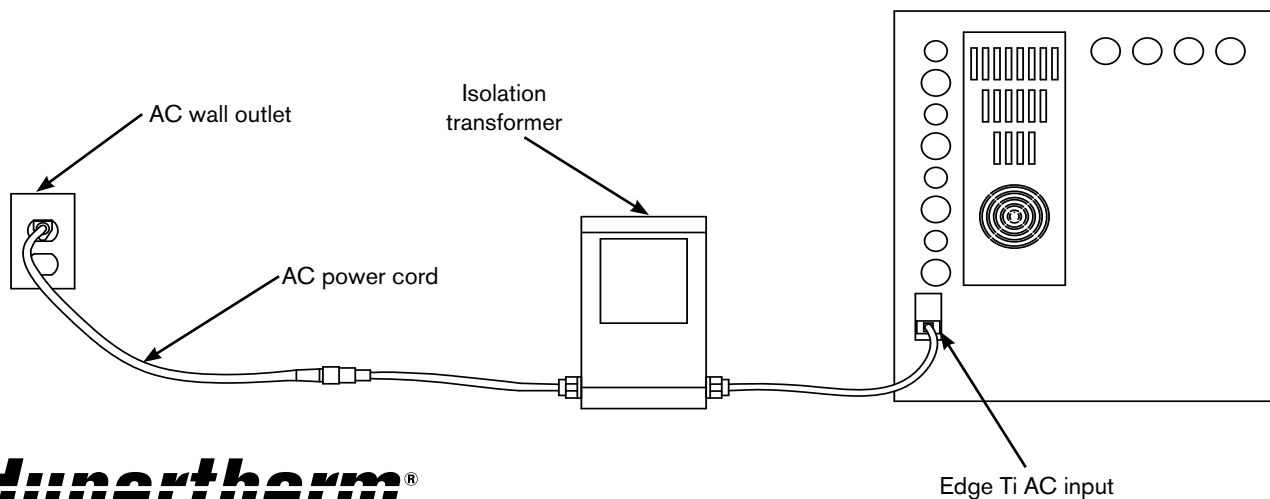
	Important Read and understand all safety information before using any Hypertherm products.	
---	---	---

		WARNING ELECTRIC SHOCK CAN KILL
	Disconnect electrical power before performing any maintenance. See the Safety section of the manual included with your system for more safety precautions.	

This Field Service Bulletin describes the installation of an AC power isolation transformer for the Edge Ti Shape Cutting Control. Use of this isolation transformer is recommended for all new Edge Ti installations. This Field Service Bulletin applies to kit number 228801.

Installing the AC Power Isolation Transformer

1. Turn off the Edge Ti.
2. Disconnect the Edge Ti power cord from the AC wall outlet, then disconnect the cord from the Edge Ti.
3. Position the isolation transformer between the EdgeTi and the wall outlet.
4. Plug the transformer outlet cord into the Edge Ti AC input.
5. Plug one end of the Edge Ti AC power cord into the transformer input cord, then plug the power cord into the wall outlet.



Hypertherm®

Hypertherm, Inc.
Hanover, NH 03755 USA
603-643-3441 Tel

Hypertherm Europe B.V.
4704 SE Roosendaal, Nederland
31 165 596907 Tel

**Hypertherm (Shanghai)
Trading Co., Ltd.**
PR China 200052
86-21 5258 3330 /1 Tel

Hypertherm (S) Pte Ltd.
Singapore 349567
65 6 841 2489 Tel

Hypertherm Brasil Ltda.
Guarulhos, SP - Brasil
55 11 2409 2636 Tel

www.hypertherm.com

807250 Rev 0