

How to detect counterfeit consumables?

Quick evaluation guide

What to look for – examples

INCORRECT LOGO GRAPHICS

Examples of improper font and logo usage



- Font is too wide
- Color is too light



- Incorrect font

Improper reproduction



- Logo is not raised
- Logo resolution is low



- Logo position is incorrect
- Logo is not raised
- Too much white space through "H"

What to look for – examples

CORRECT LOGO GRAPHICS

Examples of proper font and logo usage



Proper production



Hypertherm trademark on genuine consumables label is slightly raised (except for the Powermax® series).



The "H" on the back of the Powermax consumables label is printed slightly raised.


What to look for

Examples

CORRECT MARKINGS

Matching label color



For Powermax® consumables, check if the label color matches the Hypertherm product label color card.



Hypertherm Blue	T30v, T45v, T45m
Hypertherm Red	Duramax®, Duramax® Lock, and Duramax® RT
Hypertherm Yellow	Duramax® LT
Hypertherm Purple	Duramax® Hyamp™
Green	AIR T30
White	Legacy torches


Embossed "H"

All current Hypertherm consumable packages have an embossed "H" on the bottom of the package.




Laser marking

All genuine Hypertherm consumables have laser marking including part number and a manufacturing code.



Vent hole

Genuine nozzles with HyDefinition® technology should have a vent hole.



How to make sure you are getting original consumables? Place. Price. Product.

- Buy only from authorized dealers (www.hypertherm.com/where-to-buy/)
- Know the average price; if the price seems too good to be true, it's probably counterfeit
- Know what product and package should look like

For more information or to report counterfeit consumables, contact Hypertherm at counterfeit@hypertherm.com or visit: www.hypertherm.com/reportcounterfeit